

ELEGANZ

The reform tile with style.

- Traditional model for renovation and timeless roof design

TECHNICAL DATA

Size (appr.)	230 x 420 mm
Covering width min. approx.	204 mm
Covering width on av. approx.	205 mm
Max. coverage width (approx.)	207 mm
Min. gauge (approx.)	337 mm
Covering length on av. approx.	344 mm
Max. gauge (approx.)	350 mm
Tile requirement min. (approx.)	13.7 pcs/m ²
Average tile requirement (approx.)	14.1 pcs/m ²
Brickware max. approx.	14.5 pcs/m ²
Unit weight (approx.)	3.1 kg/piece
Weight per m ² (approx.)	43.7 kg/m ²
Weight per pallet (approx.)	769 kg
Pcs per mini-pack	5 piece
Pcs per pallet	240 piece



APPLICATIONS

ADDITIONAL MEASURES ACCORDING TO CREATON MANUFACTURER'S SPECIFICATIONS	
Standard roof pitch CREATON DE in combination with additional measures according to manufacturer's specifications	24 °
Installation of a trussing sheet/glued sub-roof without nail seals, possible CREATON products: DUO extra, DUO longlife ND extra, TRIO extra, QUATTRO longlife extra	≥ 24 °
Installation of a trussing sheet/glued sub-roof without nail seals, possible CREATON products: DUO longlife ND extra	≥ 22 °
Installation of a trussing sheet/glued sub-roof with nail seals, possible CREATON products: DUO extra, DUO longlife ND extra, TRIO extra, QUATTRO longlife extra	≥ 22 °
Installation as a rainproof sub-roof, possible CREATON products: DUO longlife ND extra, TRIO extra, QUATTRO longlife extra	≥ 18 °
Installation as a watertight sub-roof, possible CREATON products: QUATTRO longlife extra	≥ 10 °
Installation as a watertight sub-roof welded in a 7° special solution, please observe separate installation guidelines, possible CREATON products: QUATTRO longlife extra	-

TECHNICAL INFORMATION

- The technical drawing shown is merely an example.
- According to the Central Association of the German Roofing Trade (ZVDH) rules for verge tiles, the distance between the inner edge of the verge lug and the outer edge of the gable wall or cladding must be at least 1 cm.
- Current national rules and standards apply to the execution of roofing work. These vary from country to country (e.g. ZVDH Rules, Austrian Standards) and must be taken into consideration during execution. As manufacturer's information, CREATON-specific information about the execution of the sub-roof is also applicable and is complementary to these. You can find them in our Roof Planner or at www.creaton.de / www.creaton.at.
- Please consider the sample letter for the standard CREATON roof pitches.



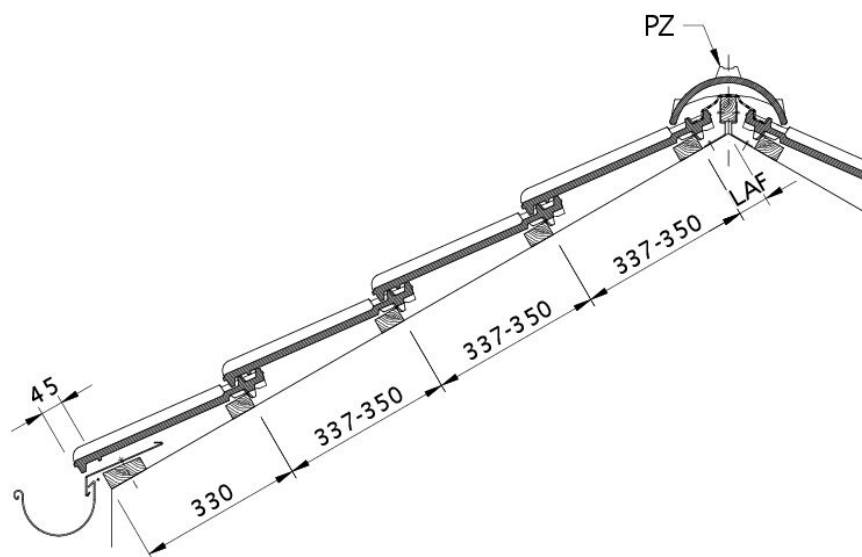
LAF-/FLA-VALUES

LAF-/FLA VALUES IN MM WITH FALZ FOR 30X50-BATTENS											
requirement ridgetile (approx.)	DN	10°	15°	20°	25°	30°	35°	40°	45°	50°	55°
PRU 2.5 pcs/m	LAF	80	75	75	70	65	60	55	50	50	45
PRU 2.5 pcs/m	FLA	100	95	85	80	75	65	60	55	45	40
PZ 2.5 pcs/m	LAF			70	65	60	60	55	50	50	
PZ 2.5 pcs/m	FLA			80	70	65	55	50	45	35	

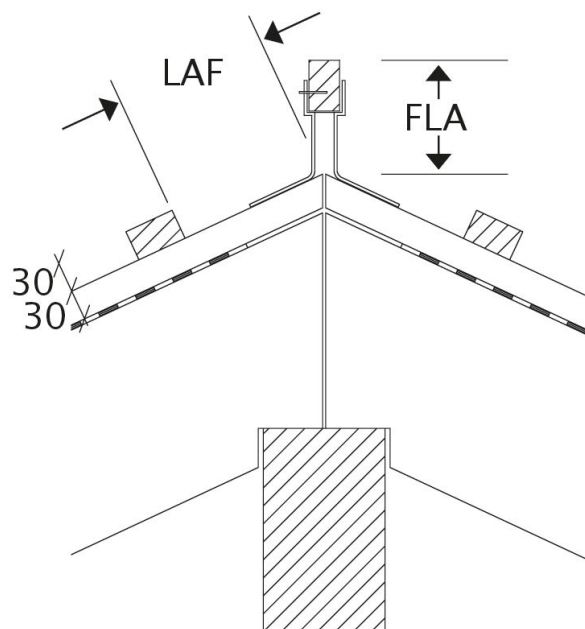
LAF-/FLA VALUES IN MM WITH FALZ FOR 40X60-BATTENS											
requirement ridgetile (approx.)	DN	10°	15°	20°	25°	30°	35°	40°	45°	50°	55°
PRU 2.5 pcs/m	LAF	80	80	75	65	60	55	50	40	35	30
PRU 2.5 pcs/m	FLA	110	105	95	90	85	75	70	65	55	50
PZ 2.5 pcs/m	LAF			70	60	55	55	50	40	35	
PZ 2.5 pcs/m	FLA			90	80	75	65	60	55	45	

LAF-/FLA VALUES IN MM WITH FALZ FOR 50X50-BATTENS											
requirement ridgetile (approx.)	DN	10°	15°	20°	25°	30°	35°	40°	45°	50°	55°
PRU 2.5 pcs/m	LAF	75	75	70	60	55	45	40	30	25	20
PRU 2.5 pcs/m	FLA	115	110	105	100	95	90	85	80	75	70
PZ 2.5 pcs/m	LAF			65	55	50	45	40	30	25	
PZ 2.5 pcs/m	FLA			100	90	85	80	75	70	65	



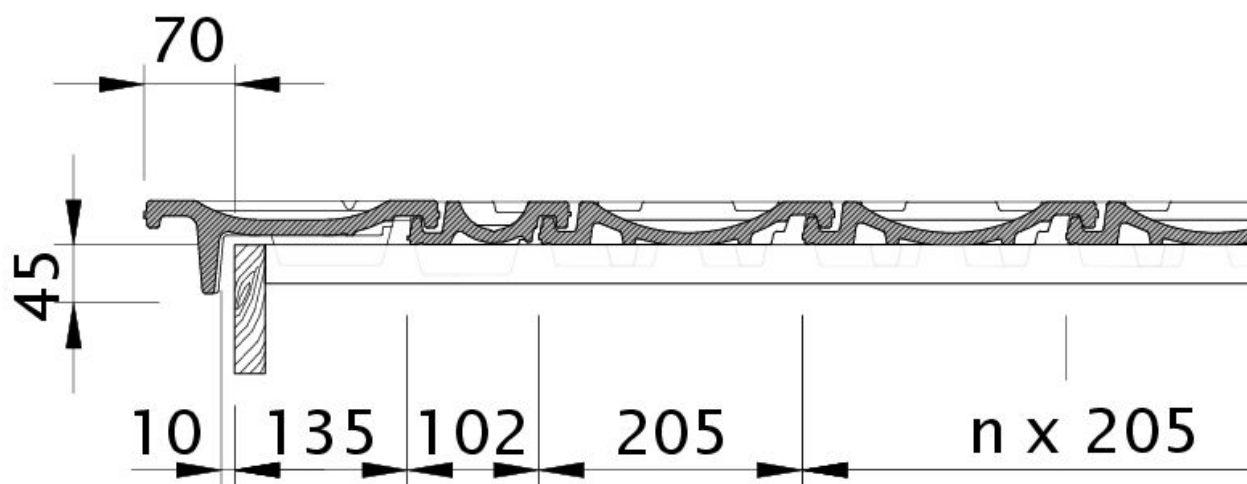


Drawing ELEGANZ roof cross-section DQF

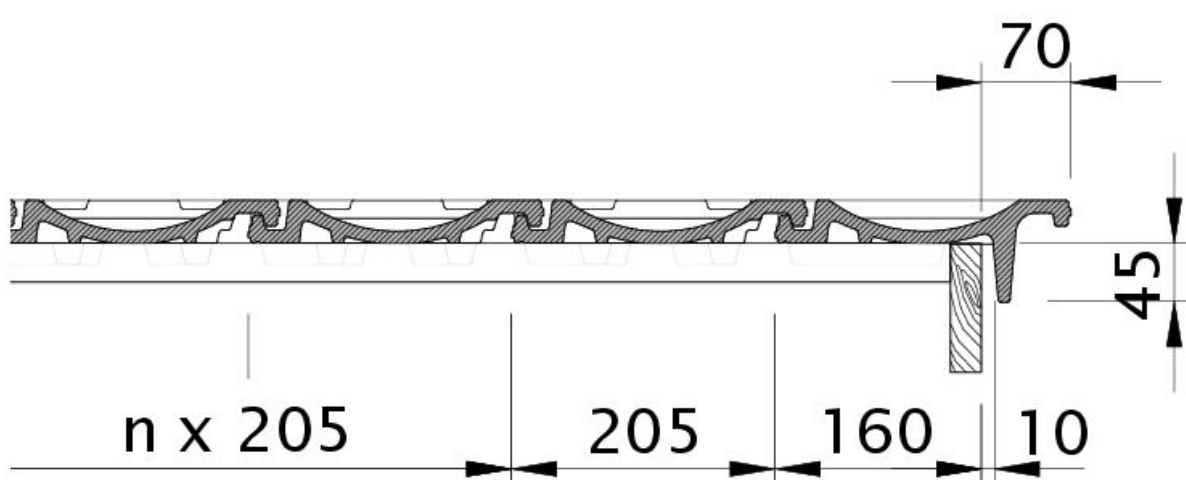


Drawing all models LAF-FLA



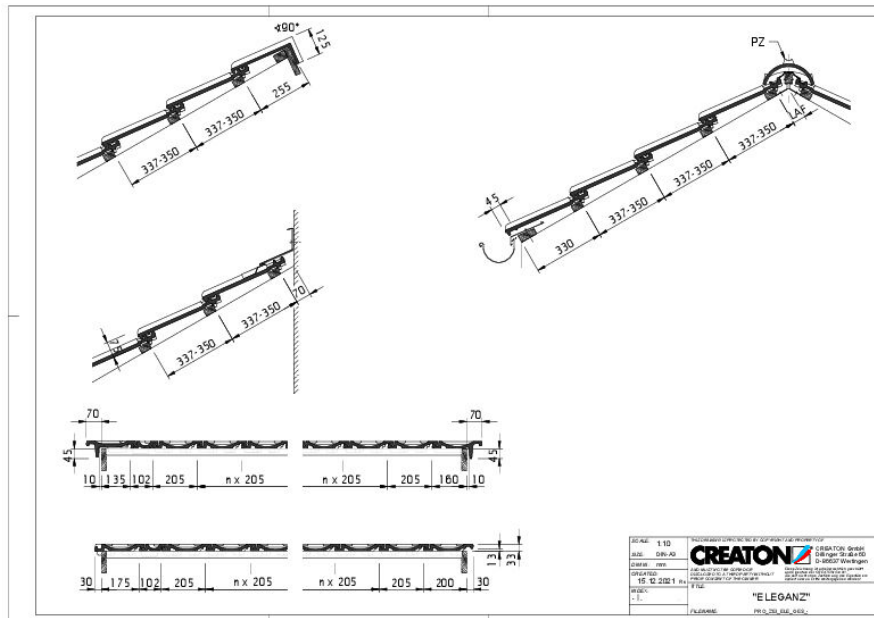


Drawing ELEGANZ verge tile left with barge board OBL

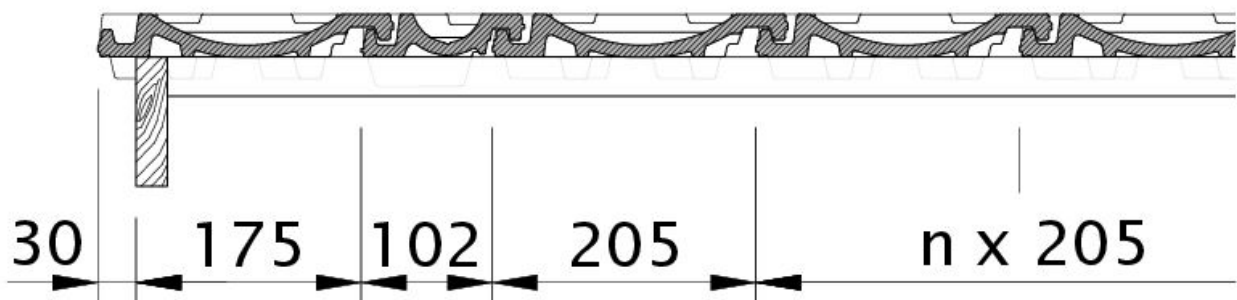


Drawing ELEGANZ verge tile right with barge board OBR

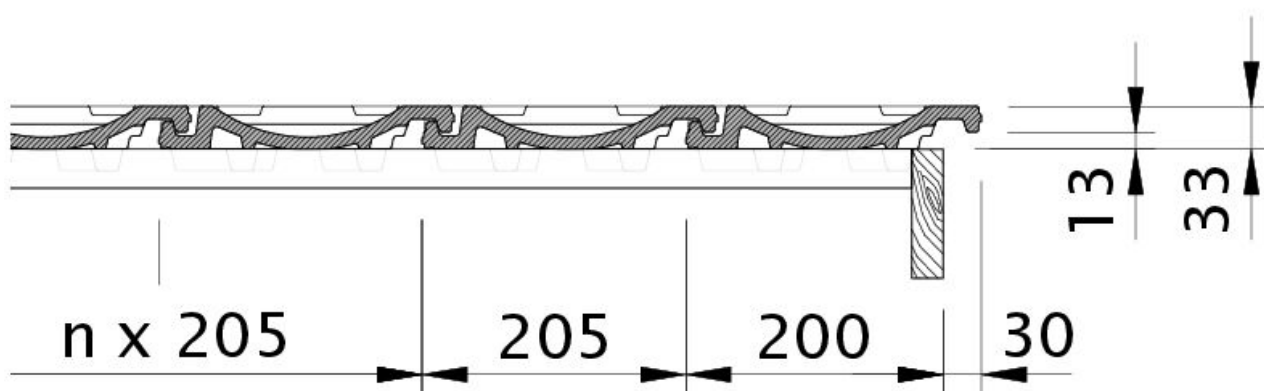




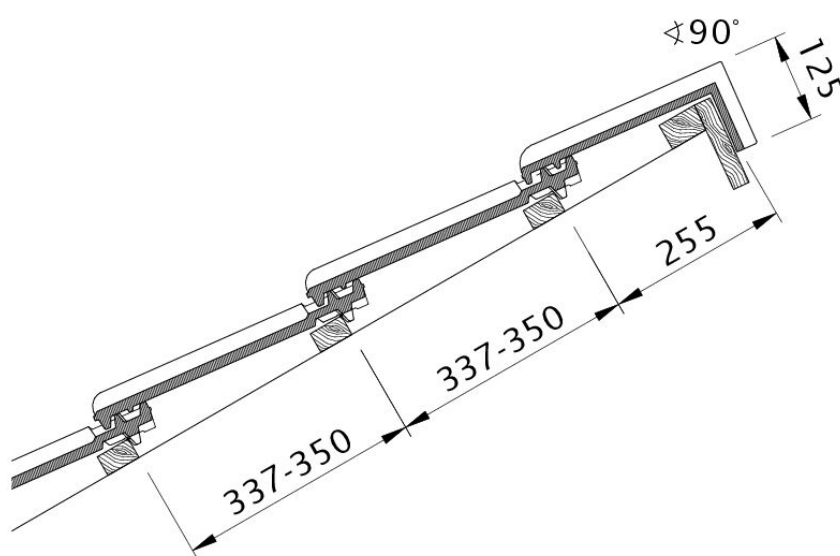
Drawing ELEGANZ general view GES



Drawing ELEGANZ verge left with verge sheet metal and double roll ODL

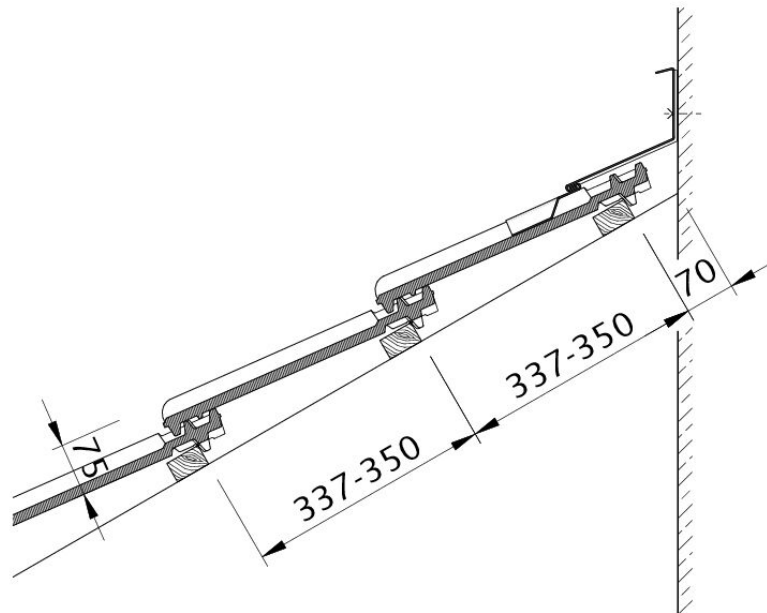


Drawing ELEGANZ verge right with verge sheet metal and field tile OFR



Drawing ELEGANZ shed roof version PDA





Drawing ELEGANZ wall connection (above) with FALZ WMF

