

HEIDELBERG

The Classic

- Traditional timeless shape for new construction and renovation
- Double water traps provide extra protection against rain intrusion
- Rounded lower edge for better water discharge and prevention of edge staining
- Solid support strip at the suspension lug to prevent saturation at the roof batten
- Distinctive bottom ribbing reduces the penetration of drifting snow or driving rain
- High side interlock with joint open to the side provides helps water drain more effectively, reduces strain on the interlock relief and prevents the growth of moss

TECHNICAL DATA

Size (appr.)	334 x 420 mm
Covering width min. approx.	300 mm
Covering width on av. approx.	300 mm
Max. coverage width (approx.)	300 mm
Min. gauge (approx.)	310 mm
Covering length on av. approx.	328 mm
Max. gauge (approx.)	345 mm
Tile requirement min. (approx.)	9.7 pcs/m ²
Average tile requirement (approx.)	10.2 pcs/m ²
Brickware max. approx.	10.7 pcs/m ²
Unit weight (approx.)	4.5 kg/piece
Weight per m ² (approx.)	45.9 kg/m ²
pcs per package	40 piece



APPLICATIONS

ADDITIONAL MEASURES ACCORDING TO CREATON MANUFACTURER'S SPECIFICATIONS	
Standard roof pitch CREATON DE in combination with additional measures according to manufacturer's specifications	18 °
Installation of a trussing sheet/glued sub-roof without nail seals, possible CREATON products: DUO extra, DUO longlife ND extra, TRIO extra, QUATTRO longlife extra	≥18 °
Installation of a trussing sheet/glued sub-roof without nail seals, possible CREATON products: DUO longlife ND extra	≥14 °
Installation of a trussing sheet/glued sub-roof with nail seals, possible CREATON products: DUO extra, DUO longlife ND extra, TRIO extra, QUATTRO longlife extra	≥14 °
Installation as a rainproof sub-roof, possible CREATON products: DUO longlife ND extra, TRIO extra, QUATTRO longlife extra	≥12 °
Installation as a watertight sub-roof, possible CREATON products: QUATTRO longlife extra	≥10 °
Installation as a watertight sub-roof welded in a 7° special solution, please observe separate installation guidelines, possible CREATON products: QUATTRO longlife extra	-

TECHNICAL INFORMATION

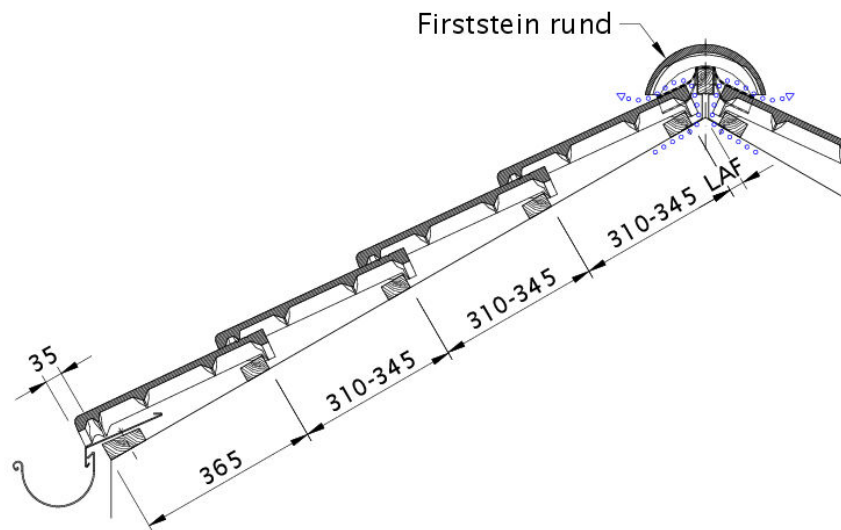
- The technical drawing shown is merely an example.
- According to the Central Association of the German Roofing Trade (ZVDH) rules for verge tiles, the distance between the inner edge of the verge lug and the outer edge of the gable wall or cladding must be at least 1 cm.
- Batten spacing / tile gauge is dependent on the roof pitch.
- Please consider the sample letter for the standard CREATON roof pitches.
- If dust is created by cutting the stones, make sure that any residue created by this must be removed and disposed of immediately.

LAF-/FLA-VALUES

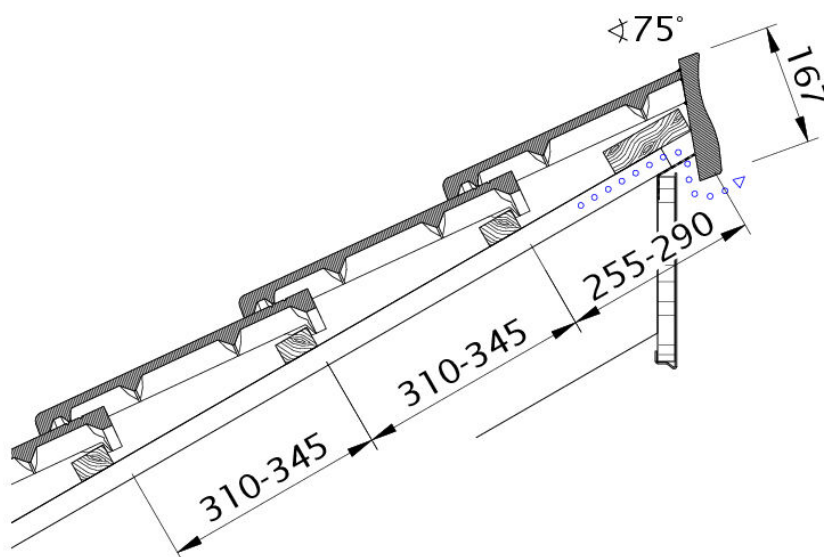
LAF-/FLA VALUES IN MM FOR 30X50-BATTENS											
Concrete ridge tile requirement (approx.)	DN	15°	20°	25°	30°	35°	40°	45°	50°	55°	60°
FIR 2.5 pcs/m	LAF	35	33	32	30	29	28	26	25	25	25
FIR 2.5 pcs/m	FLA	113	107	102	98	93	89	85	82	79	76

LAF-/FLA VALUES IN MM FOR 40X60-BATTENS											
Concrete ridge tile requirement (approx.)	DN	15°	20°	25°	30°	35°	40°	45°	50°	55°	60°
FIR 2.5 pcs/m	LAF	35	33	32	30	29	28	26	25	25	25
FIR 2.5 pcs/m	FLA	122	117	112	108	104	101	98	92	89	86



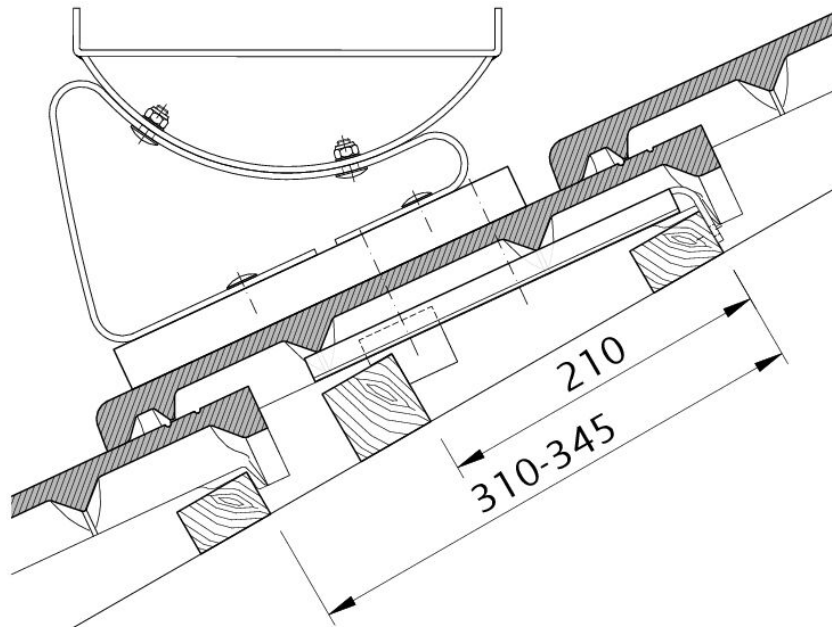


Drawing HEIDELBERG roof cross-section DQF

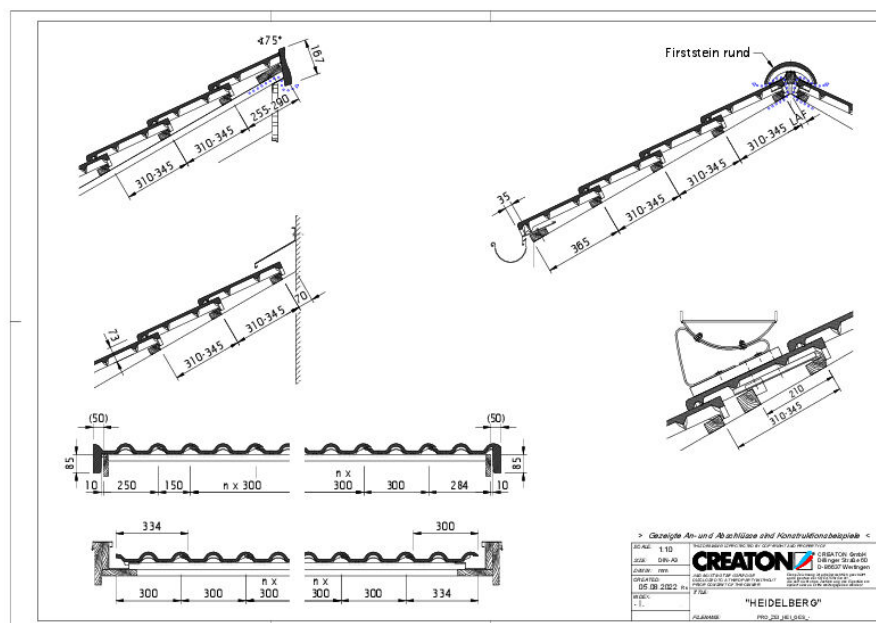


Drawing HEIDELBERG shed roof version PDA

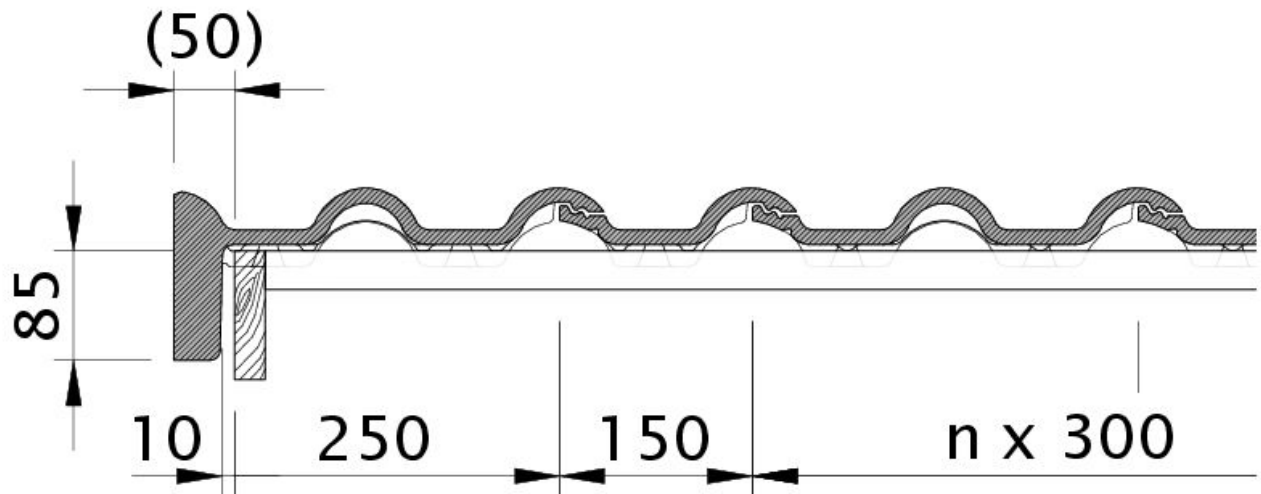




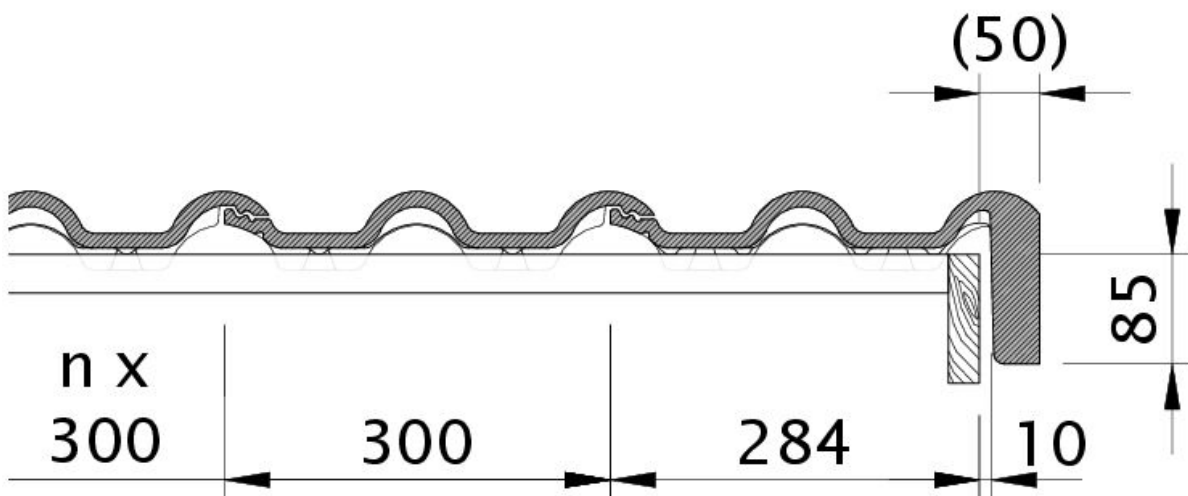
Drawing HEIDELBERG functional concrete tile FUK



Drawing HEIDELBERG general view GES

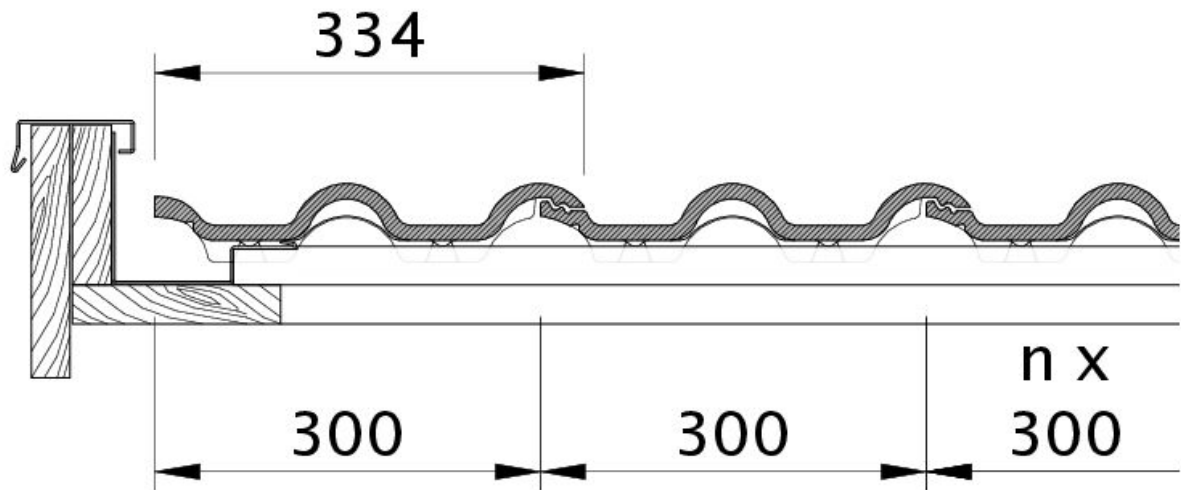


Zeichnung HEIDELBERG Ortgangstein links mit Ortgangbrett OBL

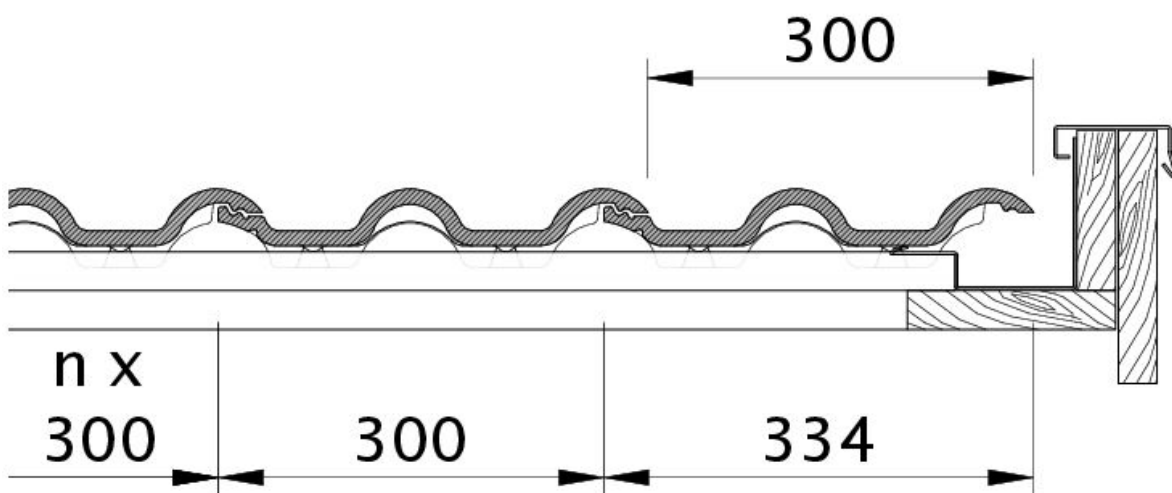


Zeichnung HEIDELBERG Ortgangstein rechts mit Ortgangbrett OBR



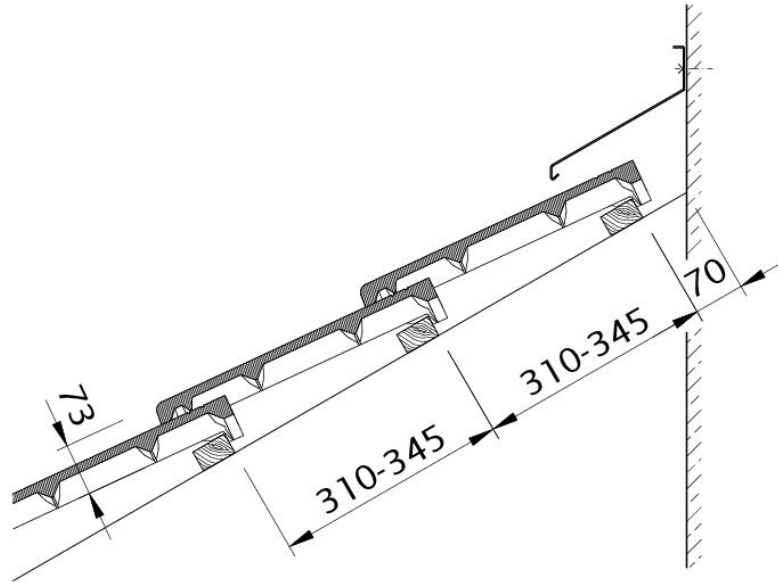


Zeichnung HEIDELBERG OG li. m. Flächenstein und Blechausführung OGLBL

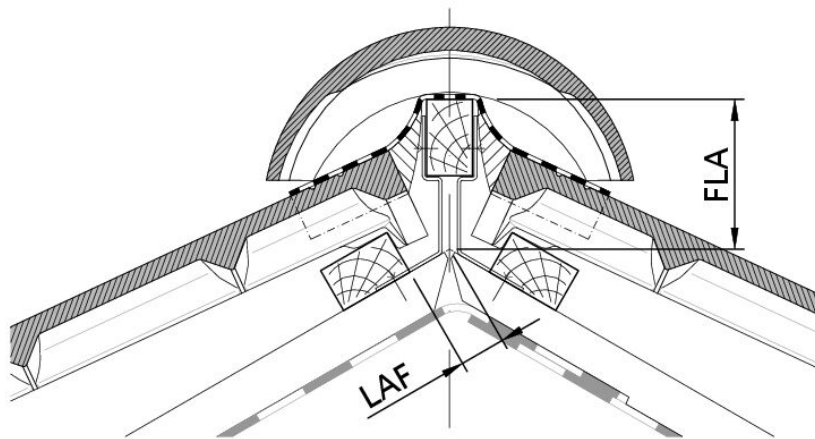


Zeichnung HEIDELBERG OG li. m. Ortgangstein u. Ortgangbrett OGLBR





Zeichnung HEIDELBERG Wandanschluss oben mit FALZ WMF



Drawing HEIDELBERG distance from batten to ridge intersection point, ridge batten spacing LAF

