

## RUSTICO

The rustic interlocking tile.

- Traditional design
- Quick and easy installation thanks to versatile coverage dimensions up to 21 mm Ideal for refurbishment projects
- Dual channels allow water to drain away effectively
- Symmetrical longitudinal channels add to the rustic charm

### TECHNICAL DATA

Size (appr.)	225 x 405 mm
Covering width min. approx.	198 mm
Covering width on av. approx.	200 mm
Max. coverage width (approx.)	202 mm
Min. gauge (approx.)	328 mm
Covering length on av. approx.	338 mm
Max. gauge (approx.)	348 mm
Tile requirement min. (approx.)	14.2 pcs/m <sup>2</sup>
Average tile requirement (approx.)	14.7 pcs/m <sup>2</sup>
Brickware max. approx.	15.3 pcs/m <sup>2</sup>
Unit weight (approx.)	3.1 kg/piece
Weight per m <sup>2</sup> (approx.)	45.6 kg/m <sup>2</sup>
Weight per pallet (approx.)	769 kg
Pcs per mini-pack	5 piece
Pcs per pallet	240 piece



## APPLICATIONS

ADDITIONAL MEASURES ACCORDING TO CREATON MANUFACTURER'S SPECIFICATIONS	
Standard roof pitch CREATON DE in combination with additional measures according to manufacturer's specifications	18 °
Installation of a trussing sheet/glued sub-roof without nail seals, possible CREATON products: DUO extra, DUO longlife ND extra, TRIO extra, QUATTRO longlife extra	≥ 18 °
Installation of a trussing sheet/glued sub-roof without nail seals, possible CREATON products: DUO longlife ND extra	≥ 16 °
Installation of a trussing sheet/glued sub-roof with nail seals, possible CREATON products: DUO extra, DUO longlife ND extra, TRIO extra, QUATTRO longlife extra	≥ 16 °
Installation as a rainproof sub-roof, possible CREATON products: DUO longlife ND extra, TRIO extra, QUATTRO longlife extra	≥ 14 °
Installation as a watertight sub-roof, possible CREATON products: QUATTRO longlife extra	≥ 10 °
Installation as a watertight sub-roof welded in a 7° special solution, please observe separate installation guidelines, possible CREATON products: QUATTRO longlife extra	-

## TECHNICAL INFORMATION

- The technical drawing shown is merely an example.
- According to the Central Association of the German Roofing Trade (ZVDH) rules for verge tiles, the distance between the inner edge of the verge lug and the outer edge of the gable wall or cladding must be at least 1 cm.
- Current national rules and standards apply to the execution of roofing work. These vary from country to country (e.g. ZVDH Rules, Austrian Standards) and must be taken into consideration during execution. As manufacturer's information, CREATON-specific information about the execution of the sub-roof is also applicable and is complementary to these. You can find them in our Roof Planner or at [www.creaton.de](http://www.creaton.de) / [www.creaton.at](http://www.creaton.at).
- Please consider the sample letter for the standard CREATON roof pitches.




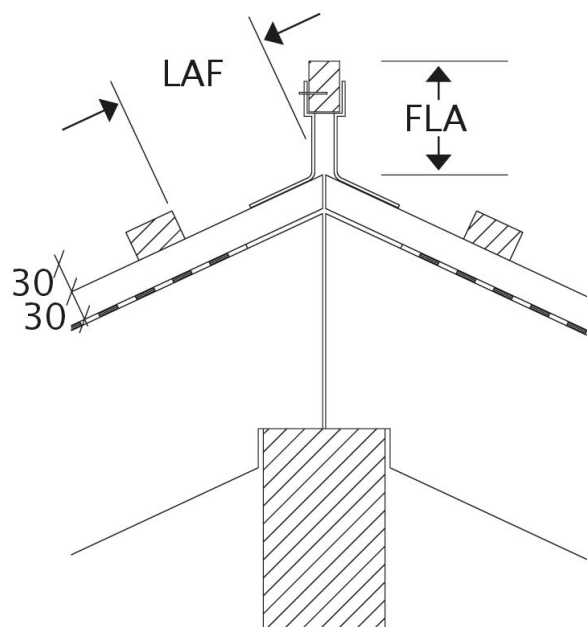
## LAF-/FLA-VALUES

LAF-/FLA VALUES IN MM WITH FALZ FOR 30X50-BATTENS												
requirement ridgetile (approx.)	DN	10°	15°	20°	25°	30°	35°	40°	45°	50°	55°	60°
PRU 2.5 pcs/m	LAF	80	75	75	70	65	60	55	50	50	45	45
PRU 2.5 pcs/m	FLA	100	95	85	80	75	65	60	55	45	40	35

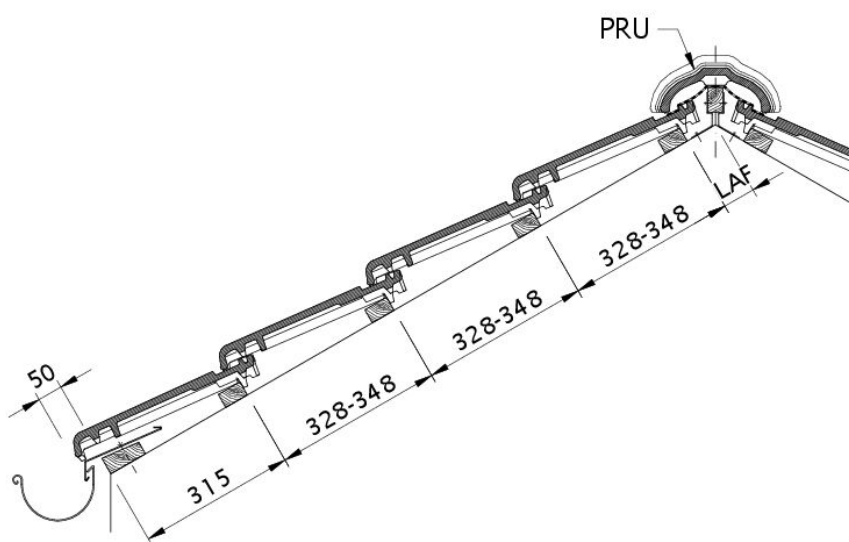
LAF-/FLA VALUES IN MM WITH FALZ FOR 40X60-BATTENS												
requirement ridgetile (approx.)	DN	10°	15°	20°	25°	30°	35°	40°	45°	50°	55°	60°
PRU 2.5 pcs/m	LAF	80	80	75	65	60	55	50	40	35	30	30
PRU 2.5 pcs/m	FLA	110	105	95	90	85	75	70	65	55	50	45

LAF-/FLA VALUES IN MM WITH FALZ FOR 50X50-BATTENS												
requirement ridgetile (approx.)	DN	10°	15°	20°	25°	30°	35°	40°	45°	50°	55°	60°
PRU 2.5 pcs/m	LAF	75	75	70	60	55	45	40	30	25	20	20
PRU 2.5 pcs/m	FLA	115	110	105	100	95	90	85	80	75	70	65

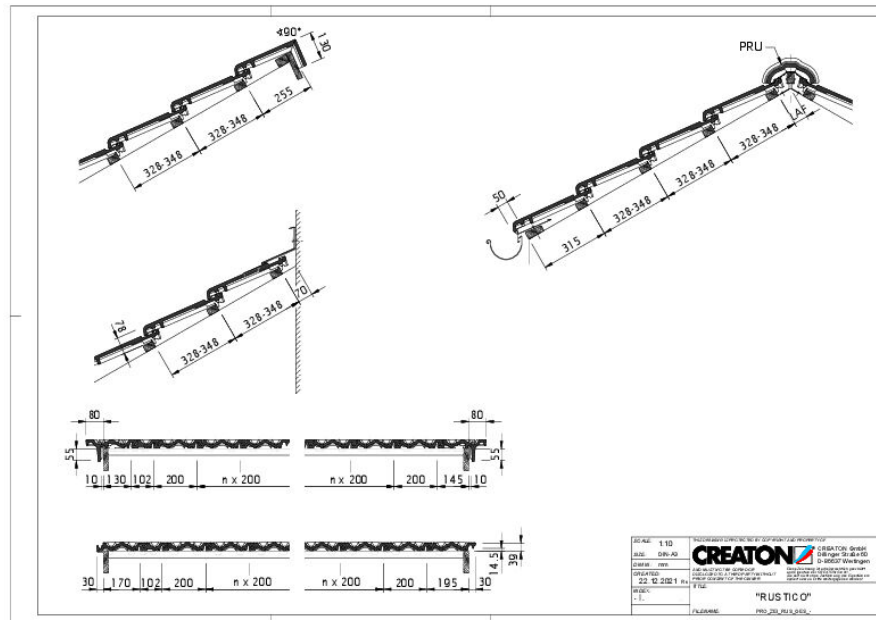




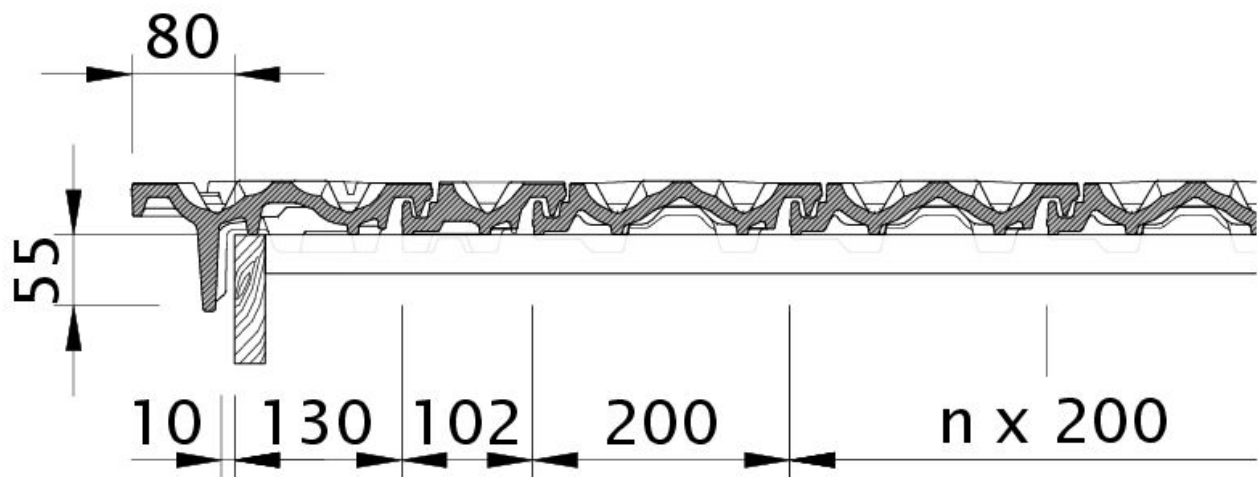
Drawing all models LAF-FLA



Drawing RUSTICO roof cross-section DQF

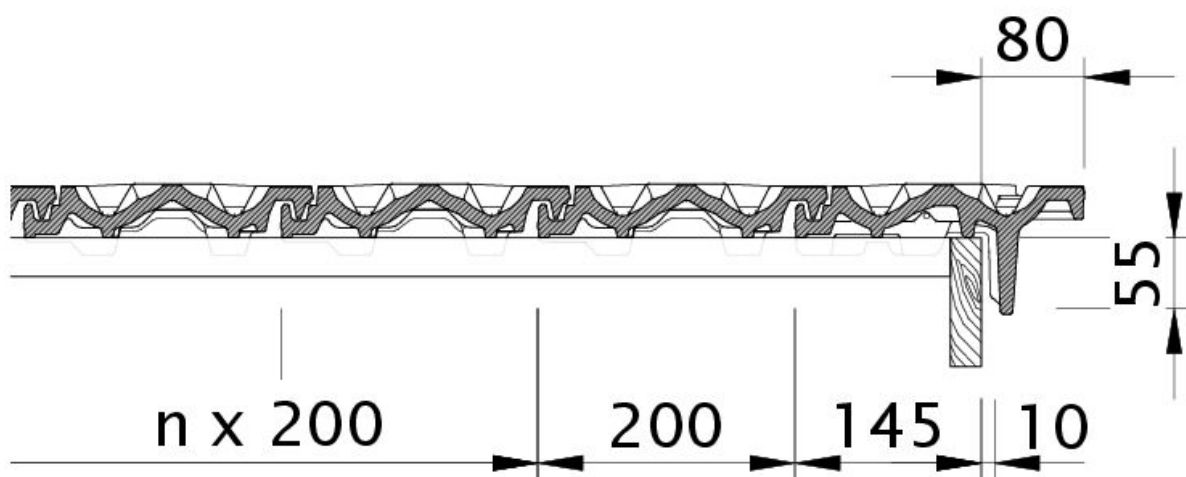


Drawing RUSTICO general view GES

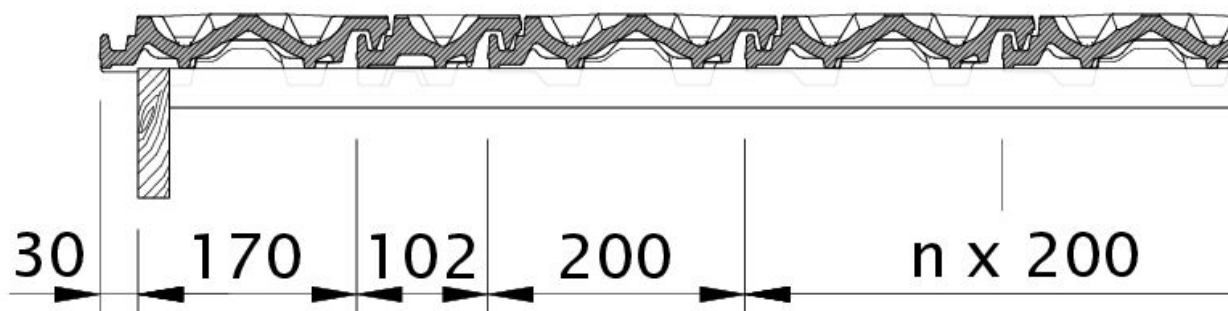


Drawing RUSTICO verge tile left with barge board OBL



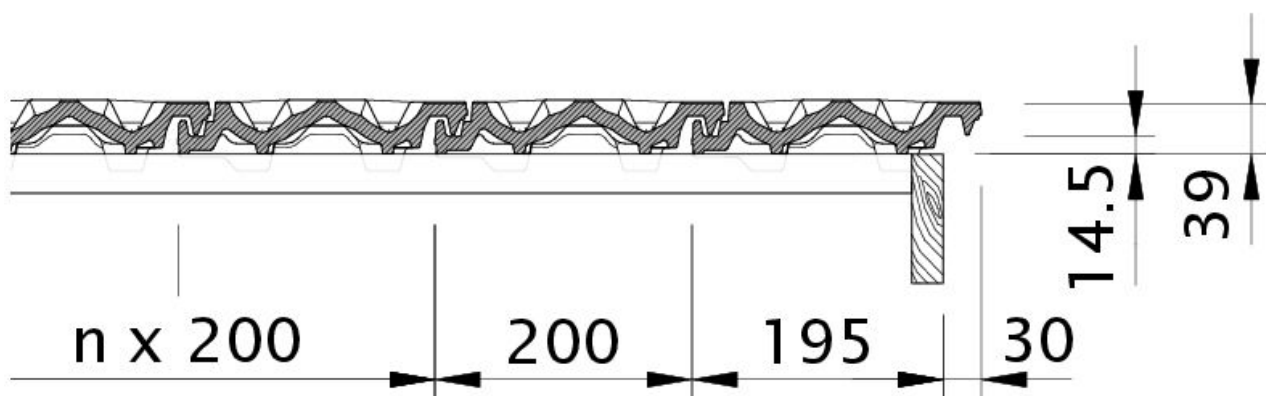


Drawing RUSTICO verge tile right with barge board OBR

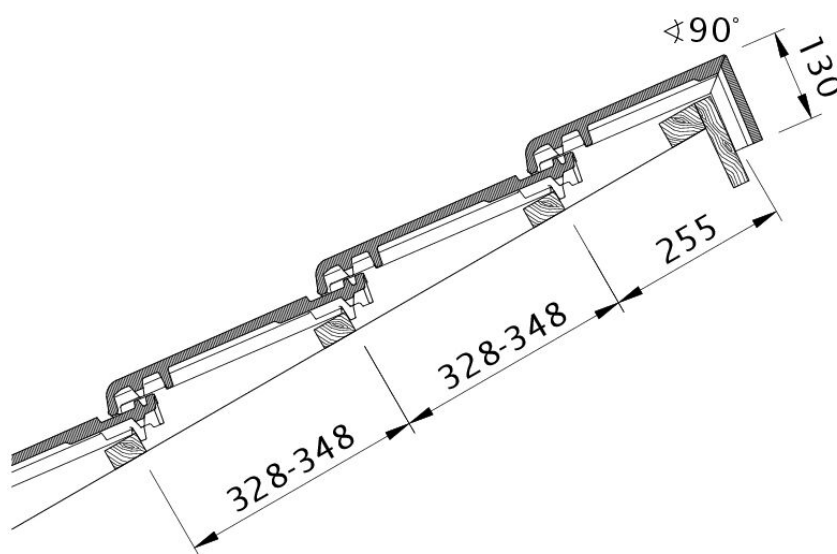


Drawing RUSTICO verge left with verge sheet metal and double roll ODL



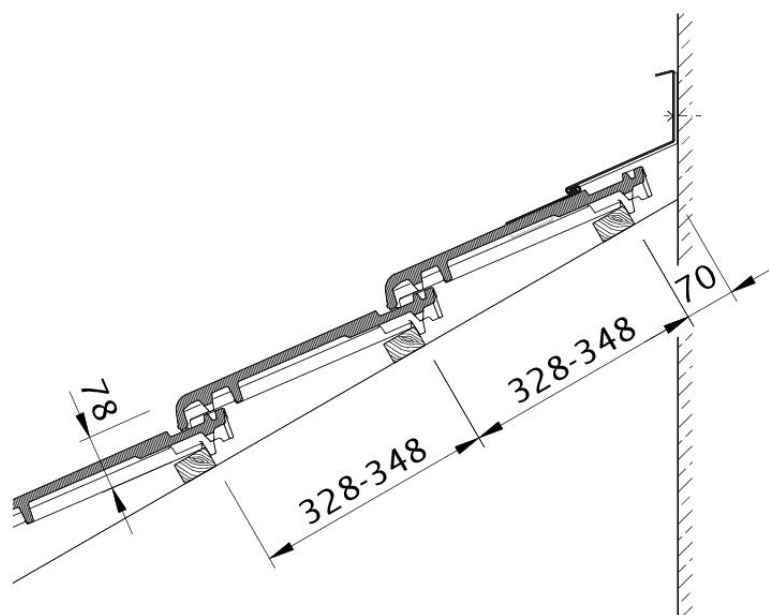


Drawing RUSTICO verge right with verge sheet metal and field tile OFR



Drawing RUSTICO shed roof version PDA





Drawing RUSTICO wall connection (above) with FALZ WMF

