

PROFIL SAXONY PLAIN TILE 15.5X38X1.2

The plain tile with the profiled surface.

- Thanks to their distinctively profiled texture
- and differentiated colouring
- , they offer unique combination and design options
- and blend harmoniously into existing roofscapes

TECHNICAL DATA

Size (appr.)	155 x 380 x 12 mm
Max. coverage width (approx.)	155 mm
Min. gauge (approx.)	145 mm
Covering length on av. approx.	155 mm
Max. gauge (approx.)	165 mm
Average tile requirement (approx.)	41.6 pcs/m ²
Unit weight (approx.)	1.6 kg/piece
Weight per m ² (approx.)	66.6 kg/m ²
Weight per pallet (approx.)	1133 kg
Pcs per mini-pack	8 piece
Pcs per pallet	704 piece



APPLICATIONS

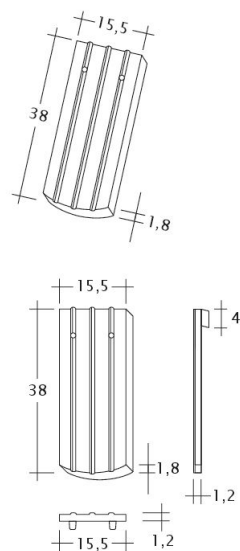
ADDITIONAL MEASURES ACCORDING TO CREATON MANUFACTURER'S SPECIFICATIONS

Standard roof pitch CREATON DE in combination with additional measures according to manufacturer's specifications	Standard roof pitch CREATON DE in combination with additional measures according to manufacturer's specifications	24 °
Installation of a trussing sheet/glued sub-roof without nail seals, possible CREATON products: DUO extra, DUO longlife ND extra, TRIO extra, QUATTRO longlife extra		≥ 24 °
Installation of a trussing sheet/glued sub-roof without nail seals, possible CREATON products: DUO longlife ND extra		≥ 22 °
Installation of a trussing sheet/glued sub-roof with nail seals, possible CREATON products: DUO extra, DUO longlife ND extra, TRIO extra, QUATTRO longlife extra		≥ 22 °
Installation as a rainproof sub-roof, possible CREATON products: DUO longlife ND extra, TRIO extra, QUATTRO longlife extra		≥ 18 °
Installation as a watertight sub-roof, possible CREATON products: QUATTRO longlife extra		≥ 10 °
Installation as a watertight sub-roof welded in a 7° special solution, please observe separate installation guidelines, possible CREATON products: QUATTRO longlife extra		-

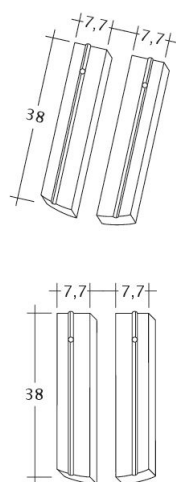
TECHNICAL INFORMATION

- The technical drawing shown is merely an example.
- According to the Central Association of the German Roofing Trade (ZVDH) rules for verge tiles, the distance between the inner edge of the verge lug and the outer edge of the gable wall or cladding must be at least 1 cm.
- Current national rules and standards apply to the execution of roofing work. These vary from country to country (e.g. ZVDH Rules, Austrian Standards) and must be taken into consideration during execution. As manufacturer's information, CREATON-specific information about the execution of the sub-roof is also applicable and is complementary to these. You can find them in our Roof Planner or at www.creaton.de / www.creaton.at.
- Batten spacing / tile gauge is dependent on the roofing type and roof pitch.
- Please consider the sample letter for the standard CREATON roof pitches.



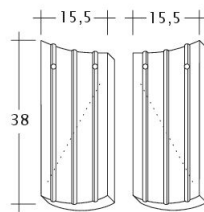
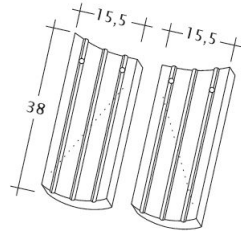


Drawing PROFIL Kera-Saechs-15cm-1-1

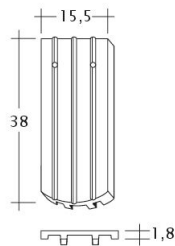
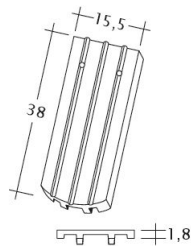


Drawing PROFIL Kera-Saechs-15cm-1-2



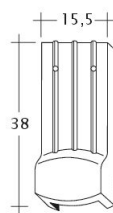
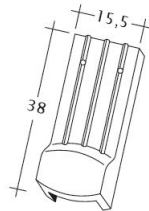


Drawing PROFIL Kera-Saechs-15cm-AnAbfuehrer

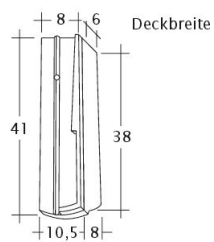
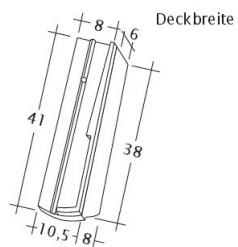


Drawing PROFIL Kera-Saechs-15cm-FlaechenLUEFTZ



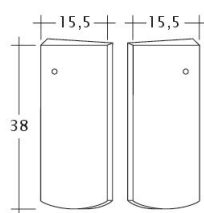
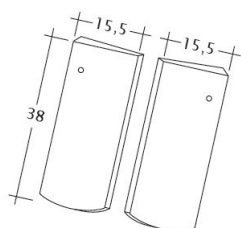


Drawing PROFIL Kera-Saechs-15cm-LUEFTZ



Drawing PROFIL Kera-Saechs-15cm-SchiebeOG





Drawing PROFIL Kera-Saechs-15cm-Unterlaeufer

