

## HARMONIE

Simple timeless beauty.

- The most flexible small format flat roof tile of its kind
- Can be used for almost every roof shape and pitch
- Generous 25 mm adjustment tolerance
- Well-balanced optimised appearance
- Stays firmly in place, thanks to the fourfold overlapping of the top and side interlock
- Available in 10 different colours, to give range and variety
- HARMONIE fits seamlessly into almost any roof shape and can be installed quickly, easily and securely

### TECHNICAL DATA

Size (appr.)	250 x 410 mm
Covering width min. approx.	197 mm
Covering width on av. approx.	199 mm
Max. coverage width (approx.)	201 mm
Min. gauge (approx.)	328 mm
Covering length on av. approx.	340 mm
Max. gauge (approx.)	352 mm
Tile requirement min. (approx.)	14.2 pcs/m <sup>2</sup>
Average tile requirement (approx.)	14.9 pcs/m <sup>2</sup>
Brickware max. approx.	15.6 pcs/m <sup>2</sup>
Unit weight (approx.)	3.1 kg/piece
Weight per m <sup>2</sup> (approx.)	46.2 kg/m <sup>2</sup>
Weight per pallet (approx.)	893 kg
Pcs per mini-pack	5 piece
Pcs per pallet	280 piece



## APPLICATIONS

### ADDITIONAL MEASURES ACCORDING TO CREATON MANUFACTURER'S SPECIFICATIONS

Standard roof pitch CREATON DE in combination with additional measures according to manufacturer's specifications	Standard roof pitch CREATON DE in combination with additional measures according to manufacturer's specifications	16 °
Installation of a trussing sheet/glued sub-roof without nail seals, possible CREATON products: DUO extra, DUO longlife ND extra, DUO longlife PV extra, TRIO extra, TRIO longlife extra, QUATTRO longlife extra		≥ 16 °
Installation of a trussing sheet/glued sub-roof without nail seals, possible CREATON products: DUO longlife ND extra		≥ 14 °
Installation of a trussing sheet/glued sub-roof with nail seals, possible CREATON products: DUO extra, DUO longlife ND extra, DUO longlife PV extra, TRIO extra, TRIO longlife extra, QUATTRO longlife extra		≥ 14 °
Installation as a rainproof sub-roof, possible CREATON products: DUO longlife ND extra, TRIO extra, TRIO longlife extra, QUATTRO longlife extra		≥ 12 °
Installation as a watertight sub-roof, possible CREATON products: QUATTRO longlife extra		≥ 10 °
Installation as a watertight sub-roof welded in a 7° special solution, please observe separate installation guidelines, possible CREATON products: QUATTRO longlife extra		-

## TECHNICAL INFORMATION

- The technical drawing shown is merely an example.
- According to the Central Association of the German Roofing Trade (ZVDH) rules for verge tiles, the distance between the inner edge of the verge lug and the outer edge of the gable wall or cladding must be at least 1 cm.
- Current national rules and standards apply to the execution of roofing work. These vary from country to country (e.g. ZVDH Rules, Austrian Standards) and must be taken into consideration during execution. As manufacturer's information, CREATON-specific information about the execution of the sub-roof is also applicable and is complementary to these. You can find them in our Roof Planner or at [www.creaton.de](http://www.creaton.de) / [www.creaton.at](http://www.creaton.at).
- Please consider the sample letter for the standard CREATON roof pitches.



## LAF-/FLA-VALUES

### LAF-/FLA VALUES IN MM WITH FALZ FOR 30X50-BATTENS


requirement ridgetile (approx.)	DN	10°	15°	20°	25°	30°	35°	40°	45°	50°	55°	60°
PZ 2.5 pcs/m	LAF	60	60	55	50	45	40	35	30	30	25	25
PZ 2.5 pcs/m	FLA	100	100	95	90	85	80	70	70	60	55	50

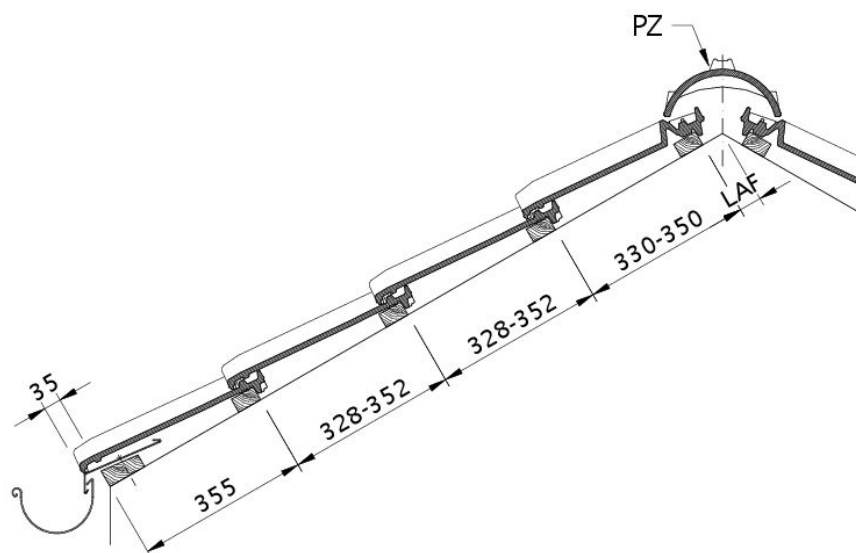
### LAF-/FLA VALUES IN MM WITH FALZ FOR 40X60-BATTENS

requirement ridgetile (approx.)	DN	10°	15°	20°	25°	30°	35°	40°	45°	50°	55°	60°
PZ 2.5 pcs/m	LAF	60	60	55	45	40	35	30	20	15	10	10
PZ 2.5 pcs/m	FLA	110	110	105	100	95	90	80	80	70	65	60

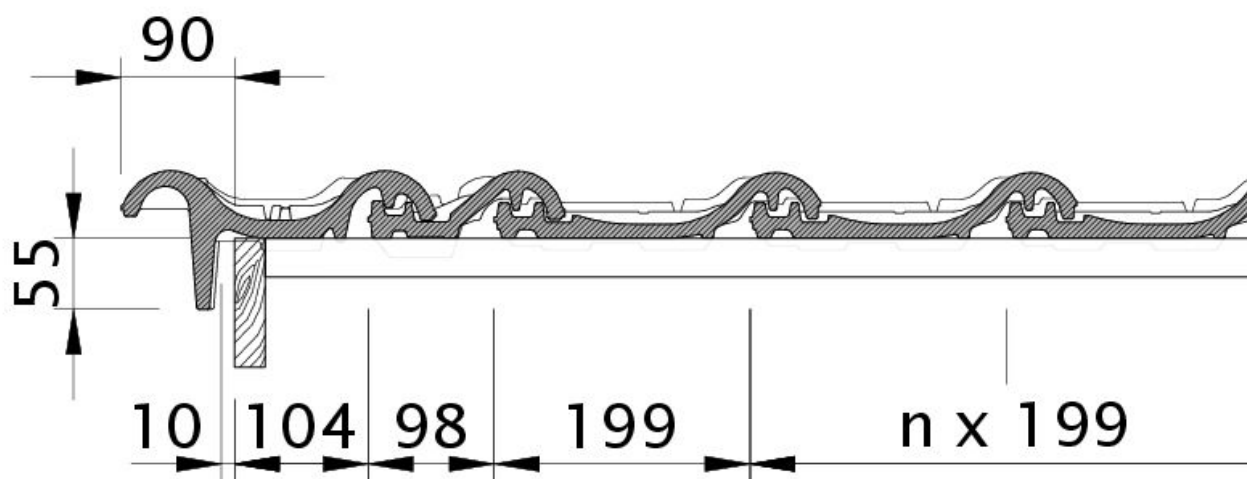
### LAF-/FLA VALUES IN MM WITH FALZ FOR 50X50-BATTENS

requirement ridgetile (approx.)	DN	10°	15°	20°	25°	30°	35°	40°	45°	50°
PZ 2.5 pcs/m	LAF	55	55	50	40	35	25	20	10	5
PZ 2.5 pcs/m	FLA	120	120	115	110	105	105	95	95	90





Drawing HARMONIE roof cross-section DQF



Drawing HARMONIE verge tile left with barge board OBL



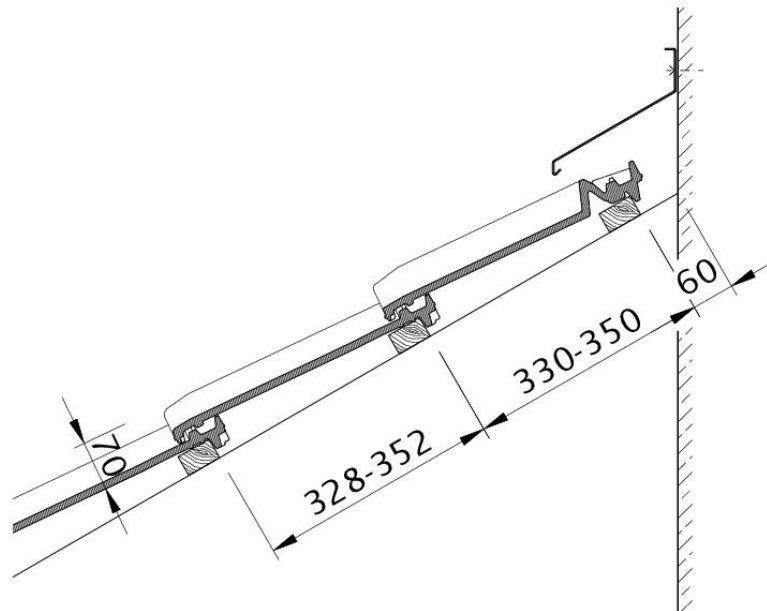


Drawing HARMONIE verge tile right with barge board OBR

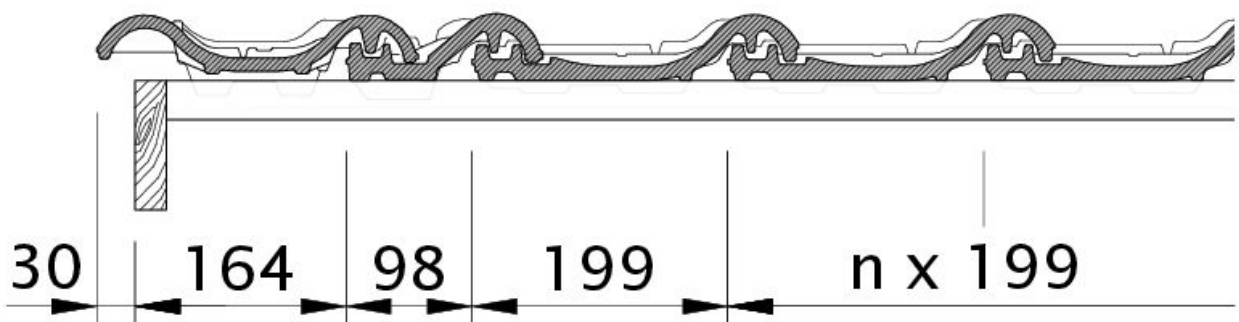


Drawing HARMONIE shed roof version PDA





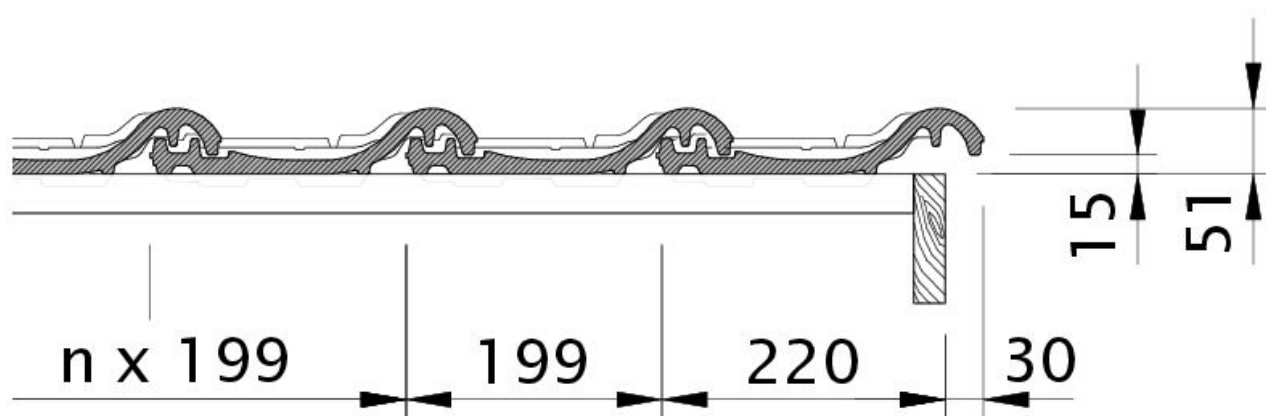
Drawing HARMONIE wall connection (above) with FALZ WMF



Drawing HARMONIE verge left with verge sheet metal and double roll ODL







Drawing HARMONIE verge right with verge sheet metal and field tile OFR