


## KAPSTADT

The Linear One

- Clear modern lines up to the hidden side interlock
- Double water traps provide extra protection against rain intrusion
- Deep side interlocking with joint open at the top (requires half offset installation in accordance with Central Association of the German Roofing Trade (ZVDH) guidelines)
- Solid support strip at the suspension lug to prevent saturation at the roof batten
- Distinctive bottom ribbing reduces the penetration of drifting snow or driving rain
- Completely closed lower edge, even in the side interlock area
- Awarded the TRENDS architecture prize for construction 2013

### TECHNICAL DATA

Size (appr.)	334 x 420 mm
Covering width min. approx.	300 mm
Covering width on av. approx.	300 mm
Max. coverage width (approx.)	300 mm
Min. gauge (approx.)	310 mm
Covering length on av. approx.	325 mm
Max. gauge (approx.)	340 mm
Tile requirement min. (approx.)	9.8 pcs/m <sup>2</sup>
Average tile requirement (approx.)	10.2 pcs/m <sup>2</sup>
Brickware max. approx.	10.7 pcs/m <sup>2</sup>
Unit weight (approx.)	4.9 kg/piece
Weight per m <sup>2</sup> (approx.)	50 kg/m <sup>2</sup>
pcs per package	36 piece



## APPLICATIONS

### ADDITIONAL MEASURES ACCORDING TO CREATON MANUFACTURER'S SPECIFICATIONS

Standard roof pitch CREATON DE in combination with additional measures according to manufacturer's specifications	Standard roof pitch CREATON DE in combination with additional measures according to manufacturer's specifications	21 °
Installation of a trussing sheet/glued sub-roof without nail seals, possible CREATON products: DUO extra, DUO longlife ND extra, DUO longlife PV extra, TRIO extra, TRIO longlife extra, QUATTRO longlife extra		≥21 °
Installation of a trussing sheet/glued sub-roof without nail seals, possible CREATON products: DUO longlife ND extra		≥19 °
Installation of a trussing sheet/glued sub-roof with nail seals, possible CREATON products: DUO extra, DUO longlife ND extra, DUO longlife PV extra, TRIO extra, TRIO longlife extra, QUATTRO longlife extra		≥19 °
Installation as a rainproof sub-roof, possible CREATON products: DUO longlife ND extra, TRIO extra, TRIO longlife extra, QUATTRO longlife extra		≥17 °
Installation as a watertight sub-roof, possible CREATON products: QUATTRO longlife extra		≥10 °
Installation as a watertight sub-roof welded in a 7° special solution, please observe separate installation guidelines, possible CREATON products: QUATTRO longlife extra		-

## TECHNICAL INFORMATION

- The technical drawing shown is merely an example.
- According to the Central Association of the German Roofing Trade (ZVDH) rules for verge tiles, the distance between the inner edge of the verge lug and the outer edge of the gable wall or cladding must be at least 1 cm.
- Batten spacing / tile gauge is dependent on the roof pitch.
- Only bonded covering is permissible.
- Please consider the sample letter for the standard CREATON roof pitches.
- If dust is created by cutting the stones, make sure that any residue created by this must be removed and disposed of immediately.



## LAF-/FLA-VALUES

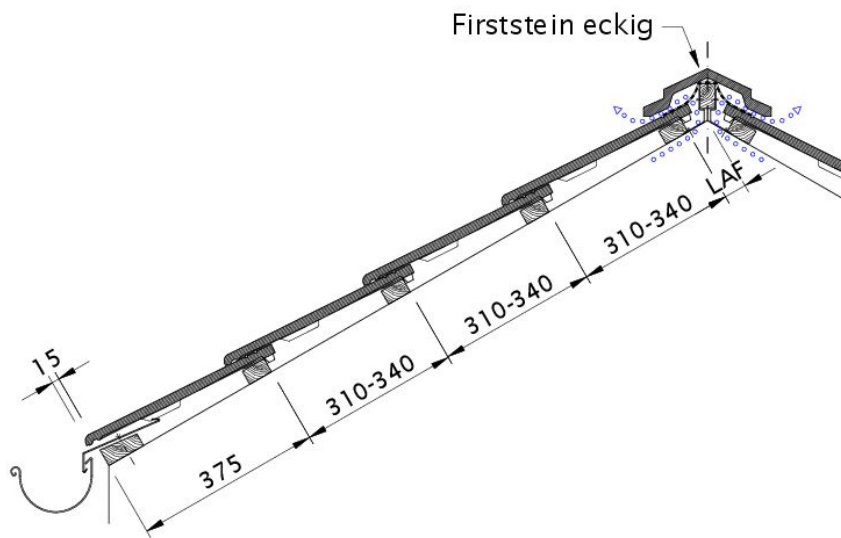
### LAF-/FLA VALUES IN MM FOR 30X50-BATTENS

Concrete ridge tile requirement (approx.)	DN	15°	20°	25°	30°	35°	40°	45°	50°
FIR 2.3 pcs/m	LAF	45	45	45	45	45	45	45	45
FIR 2.3 pcs/m	FLA	102	92	83	74	68	61	55	48

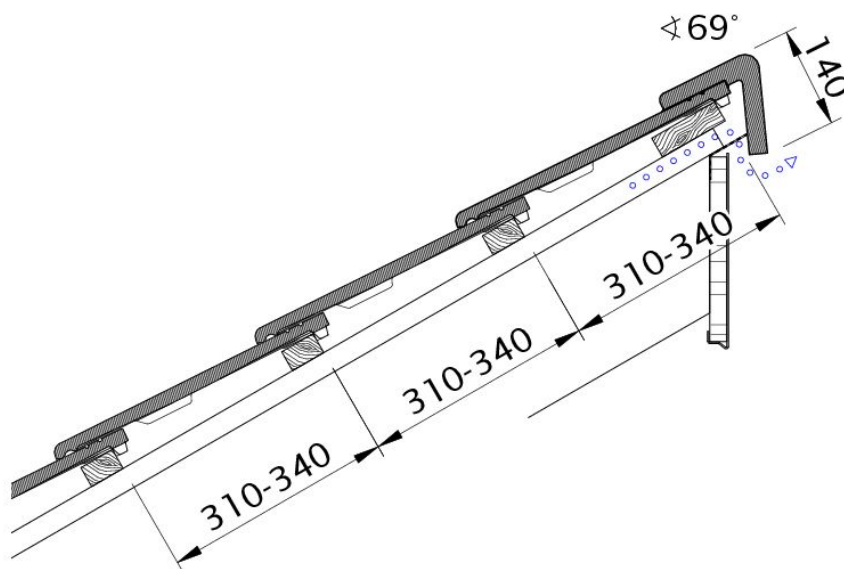
### LAF-/FLA VALUES IN MM FOR 40X60-BATTENS

Concrete ridge tile requirement (approx.)	DN	15°	20°	25°	30°	35°	40°	45°	50°
FIR 2.3 pcs/m	LAF	40	40	40	40	35	35	35	35
FIR 2.3 pcs/m	FLA	112	103	94	86	80	75	70	64



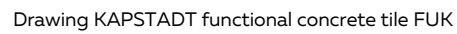


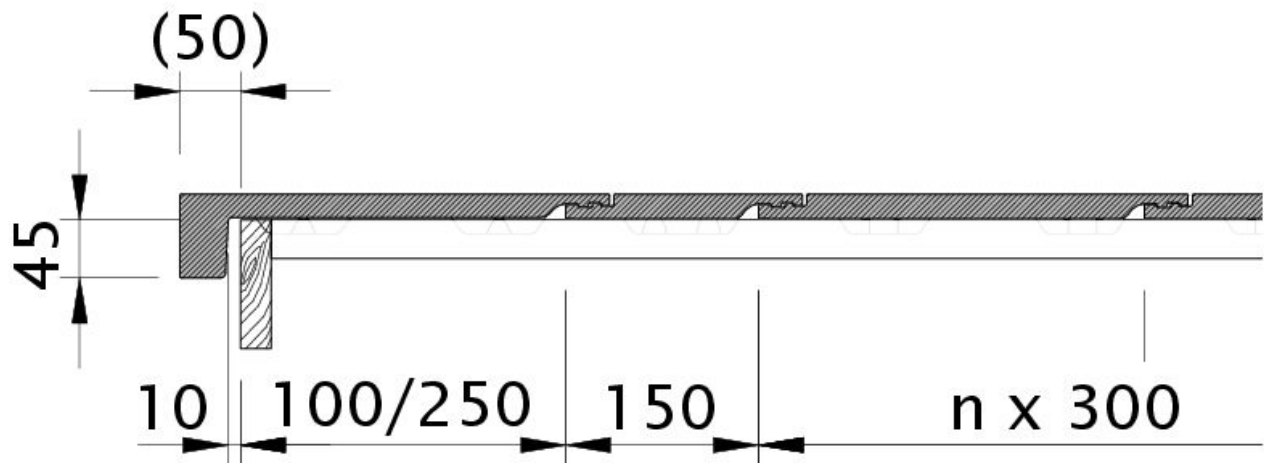
Drawing KAPSTADT roof cross-section DQF



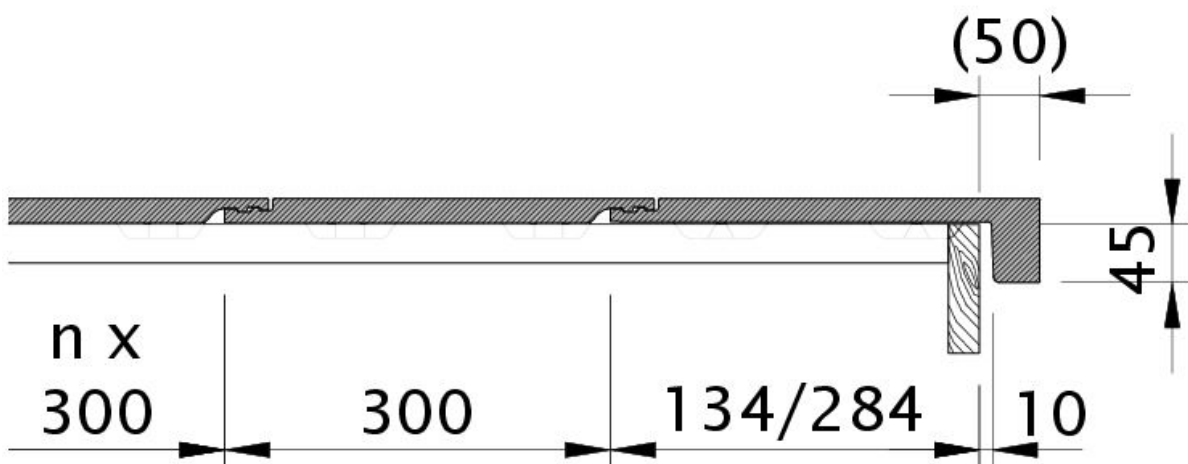
Drawing KAPSTADT shed roof version PDA



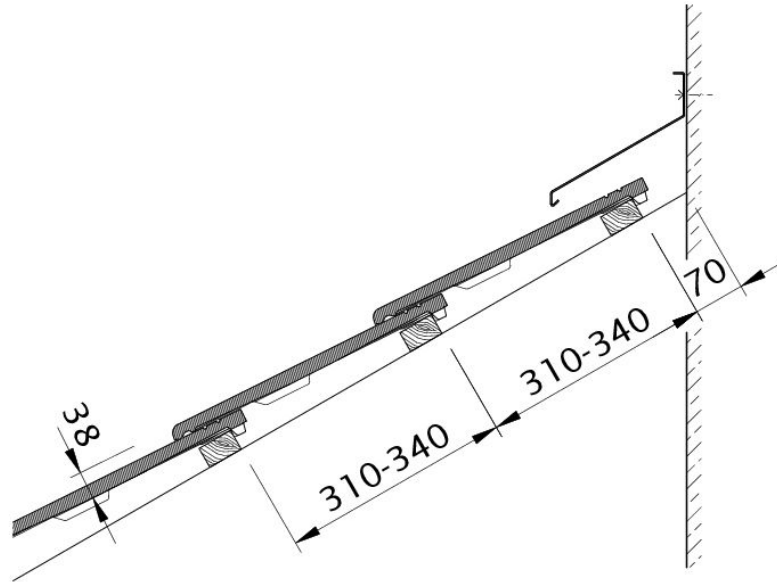




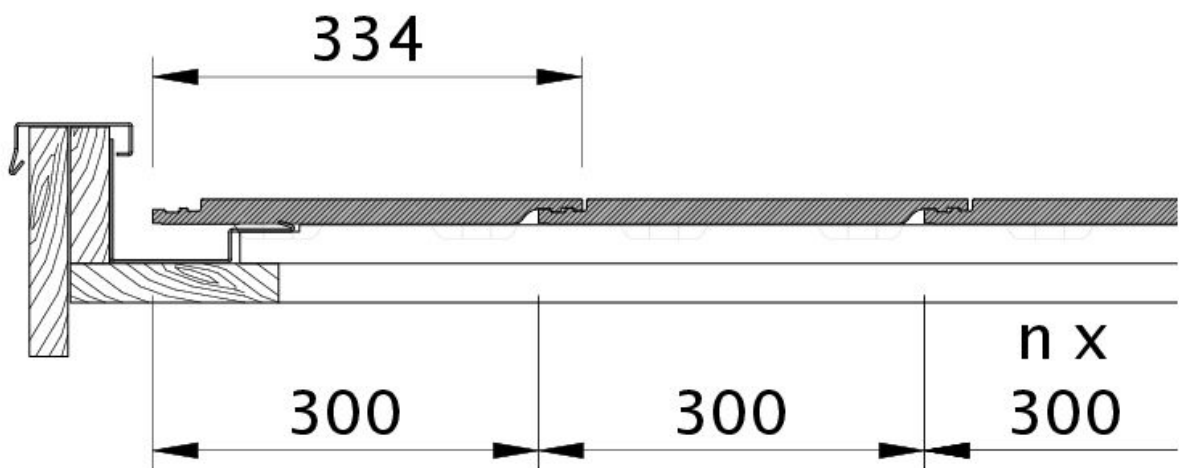
Zeichnung KAPSTADT Ortgangstein links mit Ortgangbrett OBL



Zeichnung KAPSTADT Ortgangstein rechts mit Ortgangbrett OBR

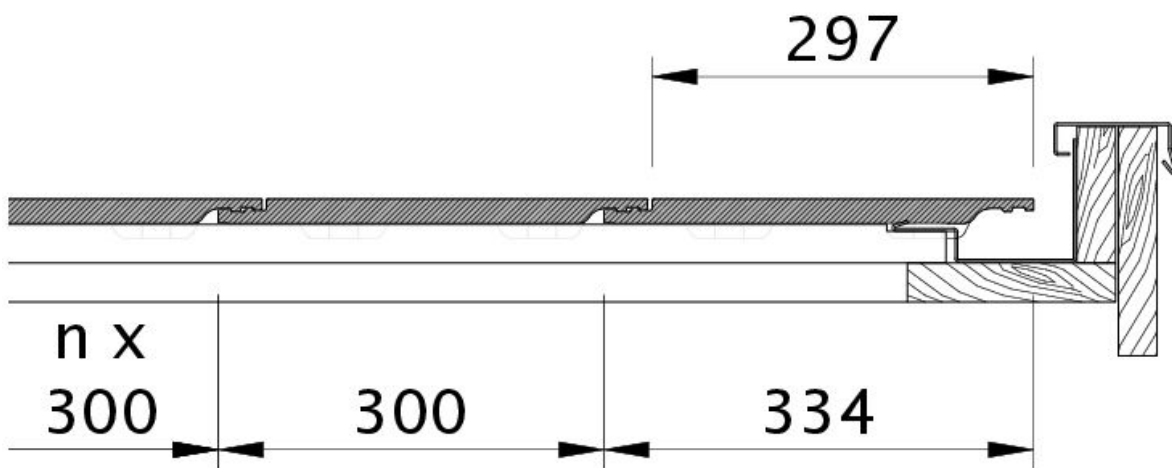


Zeichnung KAPSTADT Wandanschluss oben mit FALZ WMF

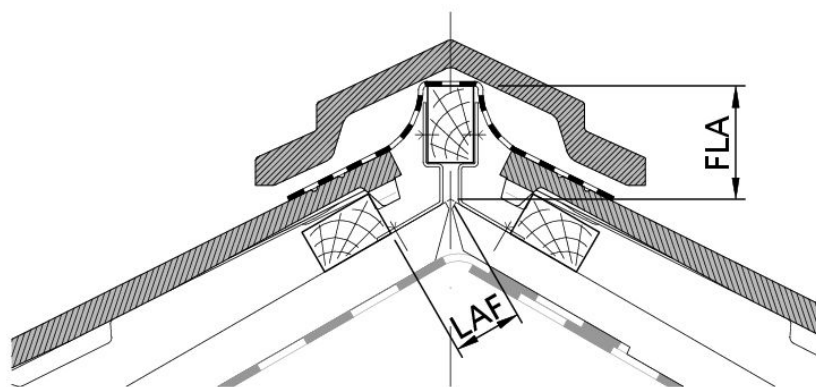


Zeichnung KAPSTADT OG li. m. Flächenstein und Blechausführung OGLBL





Zeichnung KAPSTADT OG li. m. Ortgangstein u. Ortgangbrett OGLBR



Drawing KAPSTADT distance from batten to ridge intersection point, ridge batten spacing LAF

